

BI 22 Potentiometer Datasheet

<http://www.manuallib.com/bi/22-potentiometer-datasheet.html>

Standard Resistance Range 10 Ohms to 2 Megohms

Standard Resistance Tolerance $\pm 20\%$

Input Voltage 200 Vdc Max. or rms not to exceed power rating

Power Rating 0.125 Watts at 70°C derating to 0 at 125°C

End Resistance 1% or 3 Ohms Max., whichever is greater

Actual Electrical Travel 220° nominal

Dielectric Strength 500 Vrms

Insulation Resistance 100 Megohms Min.

Resolution Essentially infinite


Contact Resistance Variation 3% or 3 Ohms Max., whichever is greater

ManualLib.com collects and classifies the global product instruction manuals to help users access anytime and anywhere, helping users make better use of products.

<http://www.manuallib.com>

Model 22

3 mm Square Sealed Single Turn Surface Mount Cermet Trimming Potentiometer



MODELS AVAILABLE

J Hook	22A
Side Mount	22S

ELECTRICAL

Standard Resistance Range	10 Ohms to 2 Megohms
Standard Resistance Tolerance	±20%
Input Voltage	200 Vdc Max. or rms not to exceed power rating
Power Rating	0.125 Watts at 70°C derating to 0 at 125°C
End Resistance	1% or 3 Ohms Max., whichever is greater
Actual Electrical Travel	220° nominal
Dielectric Strength	500 Vrms
Insulation Resistance	100 Megohms Min.
Resolution	Essentially infinite
Contact Resistance Variation	3% or 3 Ohms Max., whichever is greater

ENVIRONMENTAL

Seal	85°C Fluorinert® (No Leaks)
Temperature Coefficient	±100 ppm/°C (<100 Ohms = ±150 ppm/°C)
Operating Temperature Range	-55°C to +125°C
Thermal Shock	Five cycles -55°C to +125°C (2% ΔRT, 1% ΔVR)
Moisture Resistance	Ten 24 hour cycles (3% ΔRT)
Shock	6 ms sawtooth, 100 G's (1% ΔRT, 1% ΔVR)
Vibration	20 G's, 10 to 2,000 Hz (1% ΔRT, 1% ΔVR)
High Temperature Exposure	250 hours at 125°C (2% ΔRT, 2% ΔVR)
Rotational Life	100 cycles (3% ΔRT)
Load Life	1,000 hours at 70°C & 0.125 Watts (3% ΔRT, 1% ΔVR)
Resistance to Solder Heat	260°C for 5 seconds

MECHANICAL

Mechanical Stops	Solid
Stop Strength	1.3 oz.-in. Min. (300 g-cm)
Torque	0.65 oz.-in. Max. (150 g-cm)
Weight	0.002 oz. nominal (0.14 grams)
Wiper Position	Approximately 50%

*Specifications subject to change without notice.
Fluorinert® is a registered trademark of 3M Company.*

BI Technologies Corporation
4200 Bonita Place, Fullerton, CA 92835 USA
Phone: 714 447 2345 Website: www.bitechnologies.com
August 12, 2010

Model 22 page 1 of 3

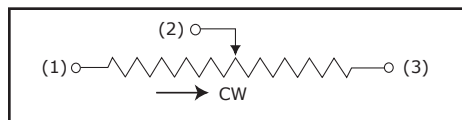


Model 22

STANDARD RESISTANCE VALUES

10	100	1K	10K	100K	1Meg
20	200	2K	20K	200K	2Meg
50	500	5K	50K	500K	

CIRCUIT DIAGRAM



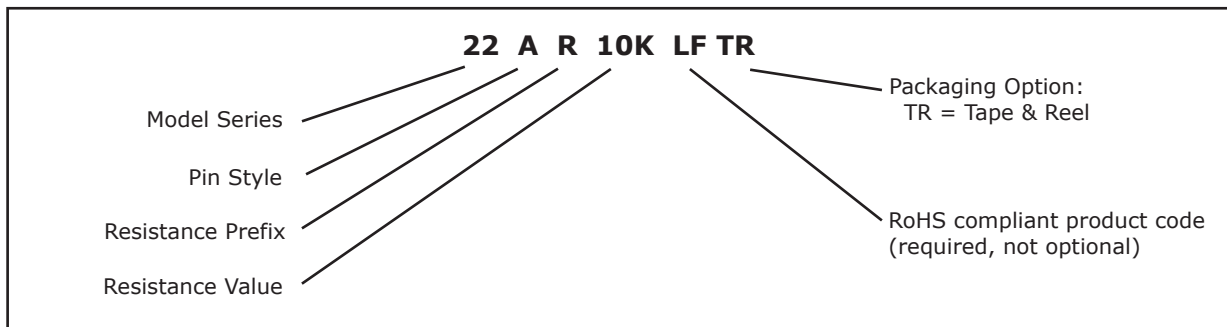
PACKAGING

Standard (no code): Boxes. Capacity = 100 units.

Option (TR code): Tape & Reel. All units oriented with #2 (slider) pin adjacent to sprocket holes.

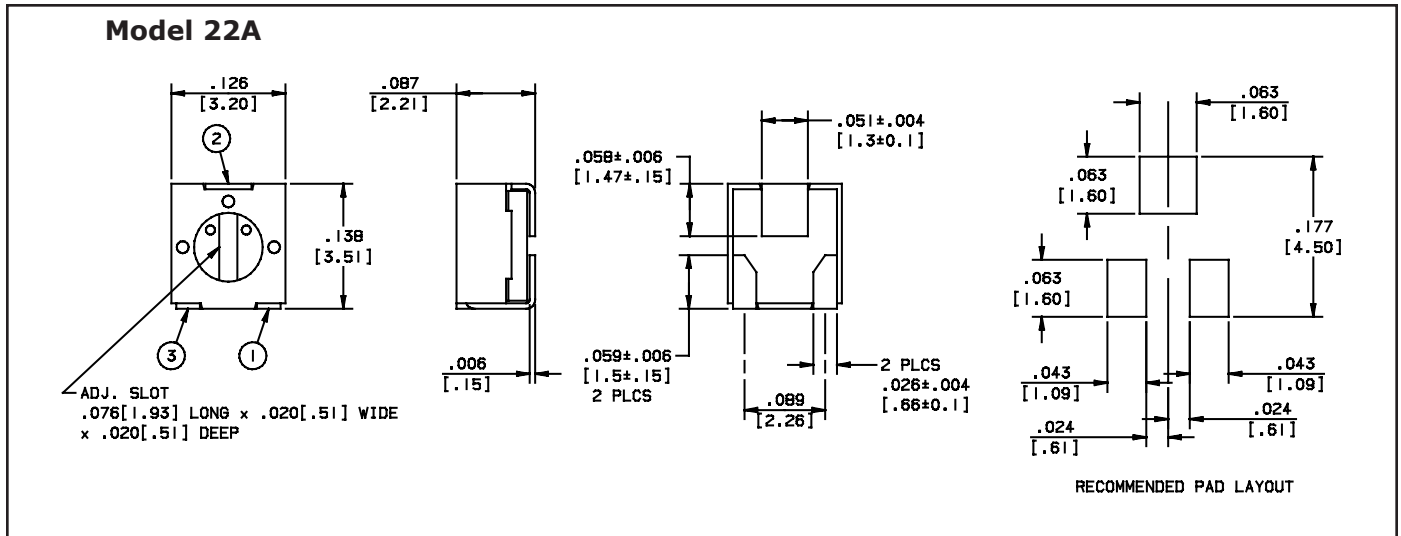
	Pin Style	A	S
Tape	Width =	12 mm	16 mm
	Sprocket =	4 mm pitch	4 mm pitch
	Capacity =	1000 units	200 units
Reel	Diameter =	7" (178 mm)	10" (254 mm)

ORDERING INFORMATION

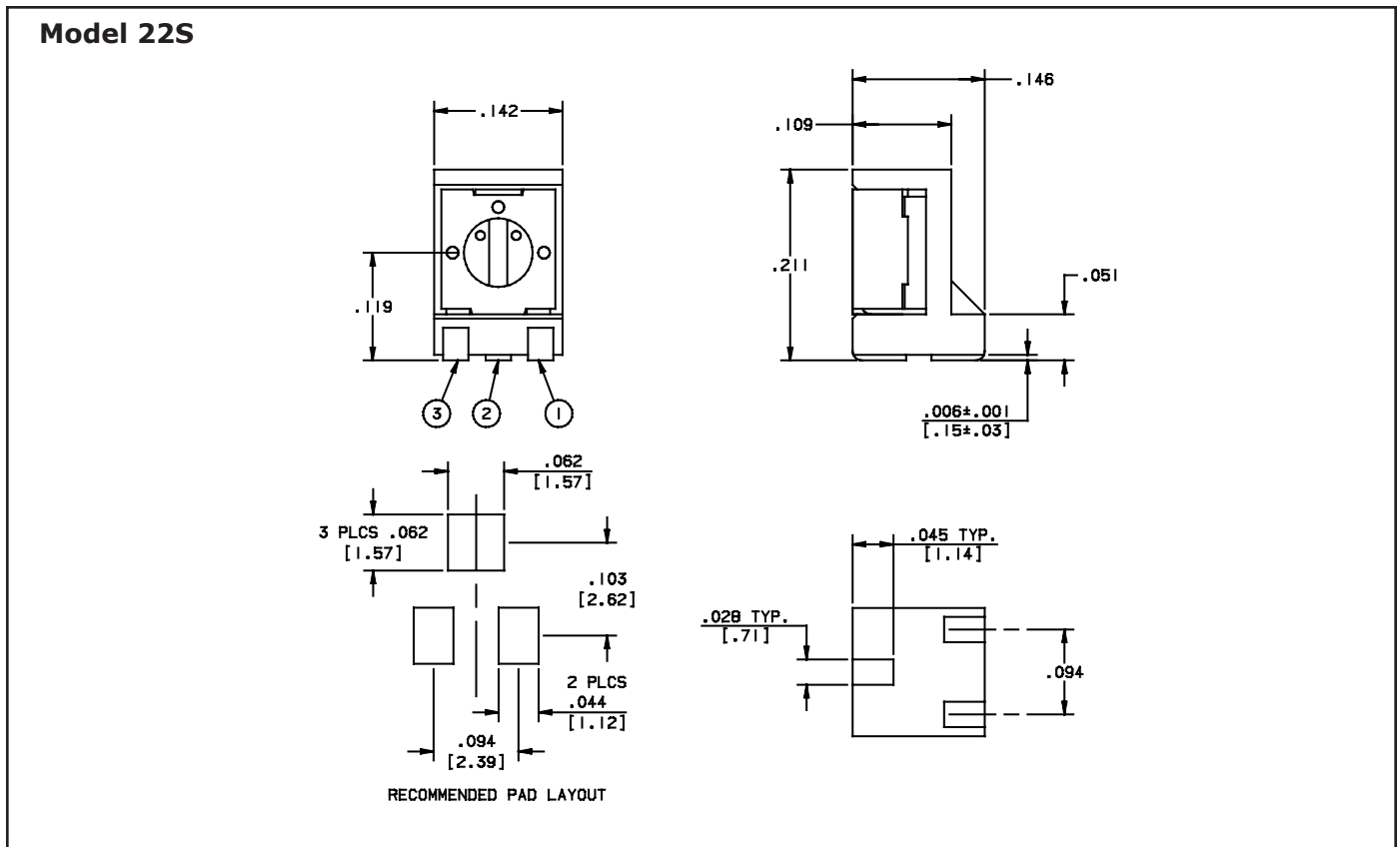


Model 22

TOP ADJUSTMENT



SIDE ADJUSTMENT



1. Dimensions in inch/mm
2. Tolerances ± 0.01 inch (0.3 mm) unless otherwise specified