

BI 67 Potentiometer Datasheet

<http://www.manuallib.com/bi/67-potentiometer-datasheet.html>

Standard Resistance Range 10 Ohms to 2 Megohms
Standard Resistance Tolerance $\pm 10\%$ (<100 Ohms = $\pm 20\%$)
Input Voltage 200 Vdc Max. or rms not to exceed power rating
Slider Current 100 mA Max. or within rated power, whichever is less
Power Rating 0.5 Watts at 85°C derating to 0 at 125°C
End Resistance 2 Ohms Max.
Actual Electrical Travel 20 turns nominal
Dielectric Strength 900 Vrms
Insulation Resistance 1,000 Megohms Min.
Resolution Essentially infinite
Contact Resistance Variation 1% or 1 Ohm Max., whichever is greater

ManualLib.com collects and classifies the global product instruction manuals to help users access anytime and anywhere, helping users make better use of products.


<http://www.manuallib.com>

Model 67

3/8" Square

Multiturn

Cermet Trimming Potentiometer



ELECTRICAL

Standard Resistance Range	10 Ohms to 2 Megohms
Standard Resistance Tolerance	±10% (<100 Ohms = ±20%)
Input Voltage	200 Vdc Max. or rms not to exceed power rating
Slider Current	100 mA Max. or within rated power, whichever is less
Power Rating	0.5 Watts at 85°C derating to 0 at 125°C
End Resistance	2 Ohms Max.
Actual Electrical Travel	20 turns nominal
Dielectric Strength	900 Vrms
Insulation Resistance	1,000 Megohms Min.
Resolution	Essentially infinite
Contact Resistance Variation	1% or 1 Ohm Max., whichever is greater

ENVIRONMENTAL

Seal	85°C Fluorinert® (No Leaks)
Temperature Coefficient	±100 ppm/°C (<100 Ohms = ±250 ppm/°C)
Operating Temperature Range	-55°C to +125°C
Thermal Shock	Five cycles -55°C to +125°C (1% ΔRT, 1% ΔVR)
Moisture Resistance	Ten 24 hour cycles (1% ΔRT, IR 1,000 Megohms Min.)
Shock	6 ms sawtooth, 100 G's (1% ΔRT, 1% ΔVR)
Vibration	20 G's, 10 to 2,000 Hz (1% ΔRT, 1% ΔVR)
High Temperature Exposure	250 hours at 125°C (2% ΔRT, 2% ΔVR)
Rotational Life	200 cycles (3% ΔRT)
Load Life	1,000 hours at 70°C & 0.5 Watts (2% ΔRT)
Resistance to Solder Heat	260°C for 10 sec. (1% ΔRT)

MECHANICAL

Mechanical Stops	Clutch action, both ends
Torque, Starting	5 oz.-in. Max. (0.035 N-m)
Weight	0.04 oz. nominal (1.1 grams)

*Specifications subject to change without notice.
Fluorinert® is a registered trademark of 3M Company.*

BI Technologies Corporation
4200 Bonita Place, Fullerton, CA 92835 USA
Phone: 714 447 2345 Website: www.bitechnologies.com
July 5, 2012



Model 67

PACKAGING

Standard (no code): Boxes. Capacity = 100 units for 67W. 50 units for all other pin styles.

Option (TR code, available for 67W & 67X only): Tape & Reel. All units oriented with #1 pin to the right of the direction of feed.

Tape	Width =	18 mm
	Sprocket =	Single hole, 0.050" spacing
	Capacity =	1,000 units
	Seat plane to centerline of sprocket hole =	0.71" (18 mm)
Reel	Diameter =	14" (363 mm)

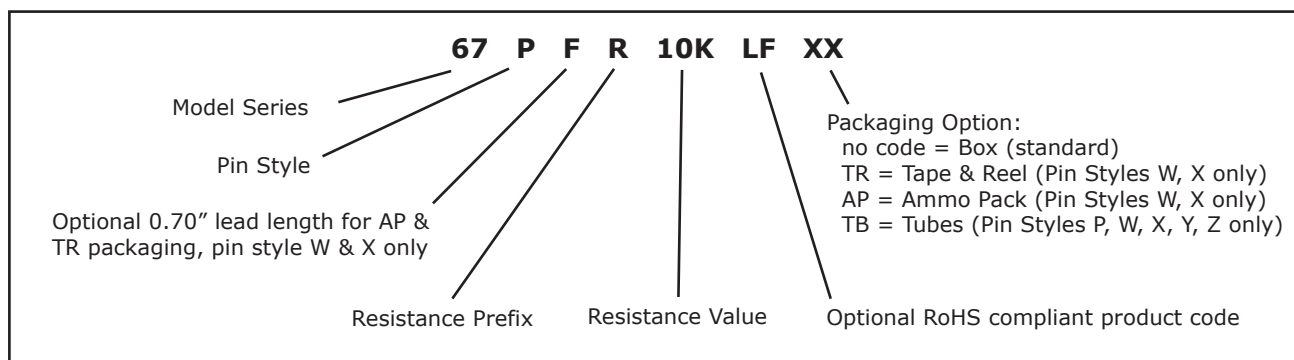
Option (AP code, available for 67W & 67X only): Ammo Pack. All units oriented with #1 pin to the right of the direction of feed.

Ammo	Tape Fold =	12" (305 mm)
	Box =	1.8" x 13" x 10" (46 mm x 330 mm x 254 mm)

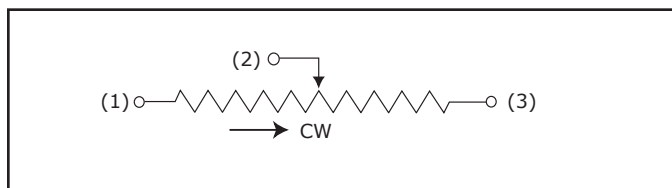
Option (TB code): Tubes. All units oriented with #1 pin to same side. Tube capacity = 50 units.

	Pin Style	P	W, Y	X, Z
Dimensions	Width =	0.57"	0.28"	0.28"
	Height =	0.66"	0.93"	0.93"
	Length =	20.9"	20.6"	24.4"

ORDERING INFORMATION



CIRCUIT DIAGRAM



STANDARD RESISTANCE VALUES

10	200	5K	50K	500K
20	500	10K	100K	1Meg
50	1K	20K	200K	2Meg
100	2K	25K	250K	

BI Technologies Corporation
4200 Bonita Place, Fullerton, CA 92835 USA

Phone: 714 447 2345 Website: www.bitechnologies.com

July 5, 2012

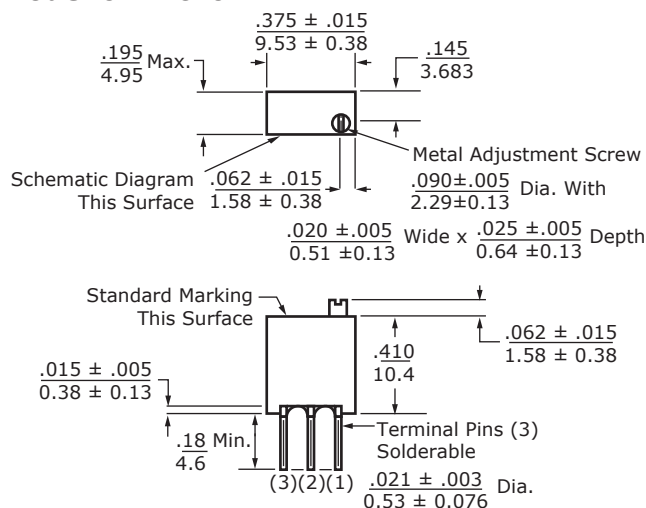
Model 67 page 2 of 3



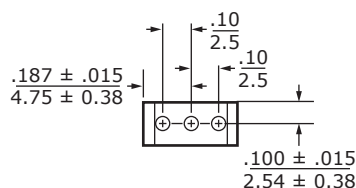
Model 67

TOP ADJUSTMENT

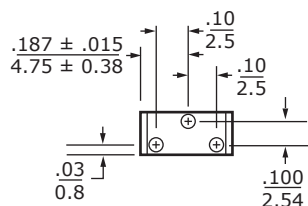
Model 67W & 67Y



Model 67W

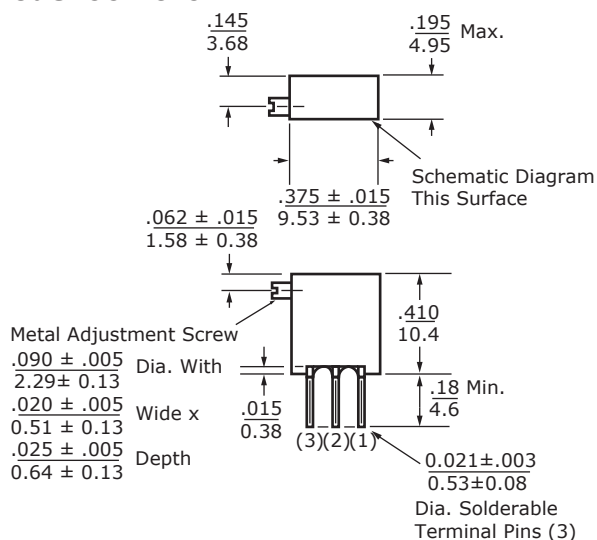


Model 67Y

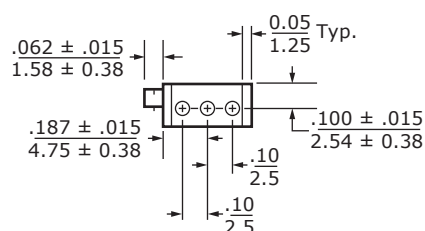


SIDE ADJUSTMENT

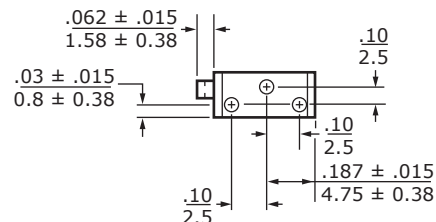
Model 66X & 67Z



Model 67X

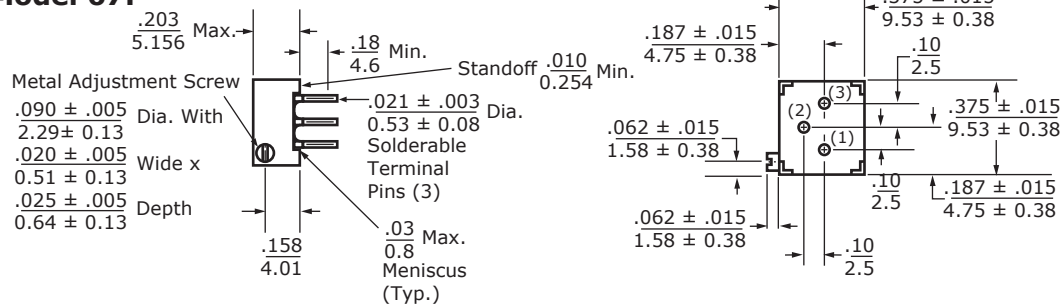


Model 67Z



SIDE ADJUSTMENT

Model 67P



BI Technologies Corporation

4200 Bonita Place, Fullerton, CA 92835 USA

Phone: 714 447 2345 Website: www.bitechnologies.com

July 5, 2012

Model 67 page 3 of 3



BI Technologies