




Plastic Leadless Chip Carrier



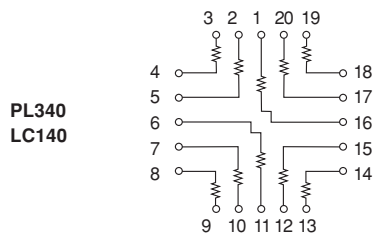
Product may not be to scale

FEATURES

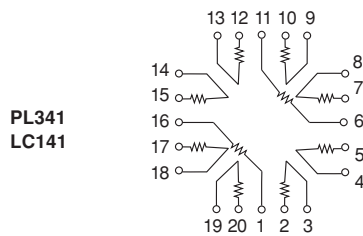
The Vishay Thin Film PL340 series of precision resistor networks in 20 pin J-lead chip carriers provide the largest number of resistors in a single surface mount package. In addition to providing excellent TCR tracking and long-term stability within a large multi-resistor network, costs are minimized. These devices are suitable for all industrial applications as well as in military applications where plastic packaging is acceptable. Custom configurations, values, and tolerance combinations are available with fast turnaround.

PRODUCT CAPABILITIES	
Resistance Range	500Ω to 100K
Absolute Resistance Tolerance	1% to 0.05%
Resistance Ratio Tolerance (Reference Resistor on Pin 1)	0.1% to 0.05%
Absolute TCR	± 50ppm standard
Ratio TCR	± 5ppm standard
Absolute Resistor Stability	1000ppm/2000hours @ 70°C
Ratio Resistor Stability	300ppm/2000hours @ 70°C
Package Power Dissipation	500mW/ 70°C
Operating Temperature Range	- 40°C to + 85°C, - 55°C to + 125°C

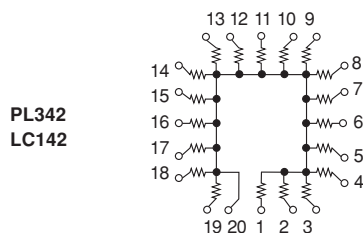
STANDARD CONFIGURATIONS



PL340	
Number of Resistors	10
Number of Leads	20
Type Connection	Isolated
Values Available	500Ω - 100KΩ



PL341	
Number of Resistors	19
Number of Leads	20
Type Connection	Series
Values Available	500Ω - 100KΩ

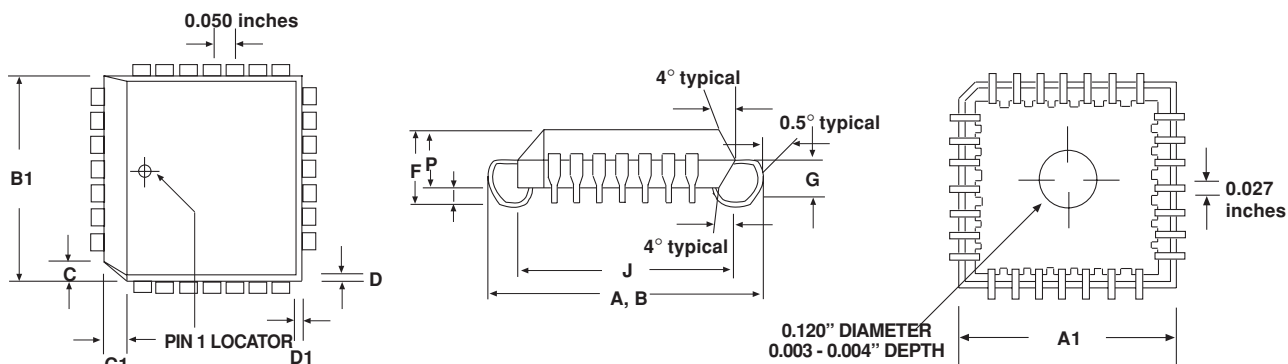


PL342	
Number of Resistors	19
Number of Leads	20
Type Connection	Common
Values Available	500Ω - 100KΩ

VISHAY THIN FILM • FRANCE +33.4.93.37.28.24 FAX: +33.4.93.37.27.31 • GERMANY +49.9287.710 FAX: +49 9287.70435 • ISRAEL +972.3.557.0945 FAX: +972.3.558.9121
 • ITALY + 39.2.300.11919 FAX: +39.2.300.11999 • JAPAN +81.42.729.0661 FAX: +81.42.729.3400 • SINGAPORE +65.788.6668 FAX: +65.788.0988
 • SWEDEN +46.8.594.70590 FAX: +46.8.594.70581 • UK +44 191 514 8237 FAX: +44 1953 457 722 • USA: (610) 407-4800 FAX: (610) 640-9081

PACKAGE OUTLINE DRAWING

PLASTIC LEADLESS CHIP CARRIER PL340



20 LEAD PACKAGE

DIMENSIONS in inches [millimeters]														
	A	A1	B	B1	C	C1	D	D1	E	F	G	I	J	P
MINIMUM	0.385	0.348	0.385	0.348	--	--	--	--	--	--	--	0.026	--	--
	[9.78]	[8.84]	[9.78]	[8.84]	--	--	--	--	--	--	--	0.66	--	--
NOMINAL	0.390	0.350	0.390	0.350	0.045	0.045	0.015	0.015	--	0.178	0.108	--	0.320	0.150
	[9.91]	[8.89]	[9.91]	[8.89]	[1.14]	[1.14]	[0.38]	[0.38]	--	[4.52]	[2.74]	--	[8.13]	[3.81]
MAXIMUM	0.395	0.352	0.395	0.352	--	--	--	--	--	--	--	--	--	--
	[10.03]	[8.94]	[10.03]	[8.94]	--	--	--	--	--	--	--	--	--	--

ORDERING INFORMATION

Example: PL340-20-10-1000-F-F-B-C, 20 Lead PLCC, 1000Ω Isolated Resistors, Absolute Tolerance: 1.0%, Ratio Tolerance: 0.1%, Absolute TCR: 25ppm/°C, Ratio TCR: 2ppm/°C.

PL340 MODEL	20 NUMBER OF LEADS	10 NUMBER OF RESISTORS	1000 RESISTANCE VALUE	F ABSOLUTE TOLERANCE	F RATIO TOLERANCE %	B ABSOLUTE TCR PPM/°C	C RATIO TCR PPM/°C
PL341		The first 3 digits are significant figures and the last specifies the number of zeros to follow. "R" designates the decimal point. Example: 100 ohms = 1000 1000 ohms = 1001		B = 0.1*	D = 0.050*	B = 25	C = 2*
PL342			C = 0.2*	F = 0.100	D = 50	D = 3*	
			D = 0.5	H = 0.250	E = 100	F = 5*	
			F = 1.0	J = 0.500		G = 10	
			G = 2.0	K = 1.000		X = N/A	
		J = 5.0	X = N/A				
		K = 10.0					
		M = 20.0					

*Value dependent

NOTE: Factory will covert order number into final part number.

Copyright © Each Manufacturing Company.

All Datasheets cannot be modified without permission.

This datasheet has been download from :

www.AllDataSheet.com

100% Free DataSheet Search Site.

Free Download.

No Register.

Fast Search System.

www.AllDataSheet.com