

基站使用说明书

Base station operation manual

功能亮点

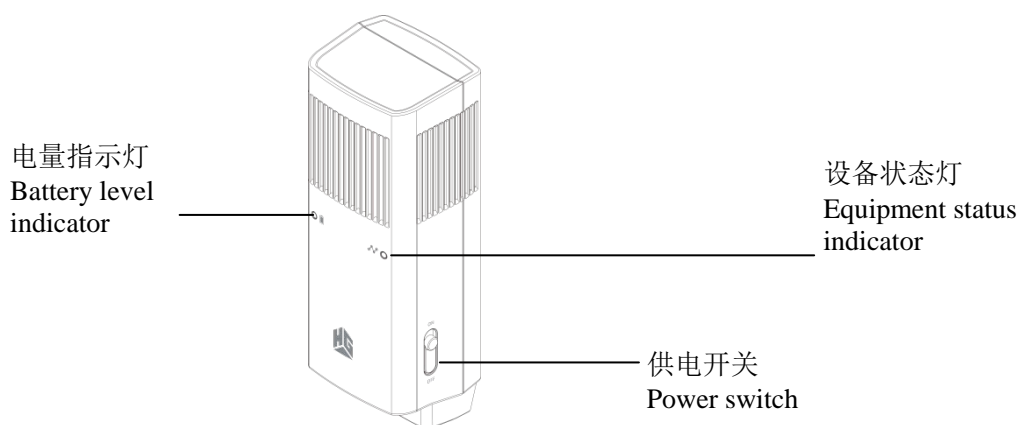
Highlights in function

基站定位：针对室内特殊的使用场景，在基站围成的区域内，对其他产品进行精确定位（不得对玩具操控）。

Base station positioning: For the special use scenes in the indoor, accurately locate other products in the area enclosed by the base station. (Do not manipulate the toy)

基站介绍

Introduction of base station



基站指示灯状态说明：

Status description of base station indicator:

电池状态灯：

Battery status indicator:

a: 蓝灯常亮，表示基站电池电量大于 20%；

a: Solid blue: indicates that the base station battery level is > 20%.

b: 蓝灯闪烁，表示基站电池电量小于 20%；

b: Blue light flashing: indicates that the base station battery level is < 20%.

c: 蓝灯熄灭，表示基站电池没电，不能正常工作。

c: Blue light off: indicates that the base station battery has no power and fails to work.

设备状态灯（只对主基站有效，主基站即“0”号基站）：

Equipment status indicator (Only works for the main base station, namely No.0 base station):

a: 红灯快闪，没有设备连接上基站；

a: Red light quick flashing: No equipment is connected to the base station;

b: 红灯慢闪，基站设备硬件异常；

b: Red light slow flashing: The base station hardware is malfunctioning;

c: 红灯常亮，设备已经成功连上基站。

c: Red light solid on: The equipment has been successfully connected to the base station.



※ 基站供电正常后，需要等待大约 1 分钟使基站稳定后再进行连接。连接过程中如果出现无法连接现象，请尝试将主基站重启。

※ When the power supply is normal, wait for about 1 minute until the base station becomes stable before connection. If the connection fails, try to restart the main base station.

※ 红色设备状态灯只对 0 号主基站有效。1、2、3 号基站红色灯快闪属正常状态。

※ The red equipment status indicator is only valid for No.0 base station. It is normal if indicators of No.1, 2, and 3 base stations flash red quickly.

基站连接方式

How to connect base station

手机终端与基站连接方式：

The mobile terminal connected to the base station :

通过中继器无线连接。

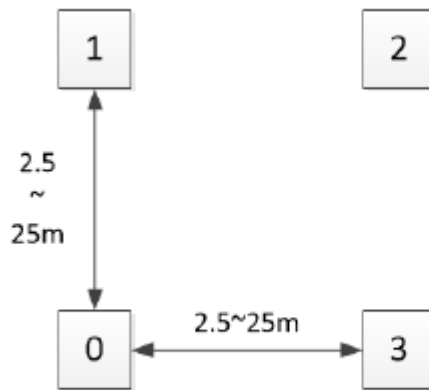
Range extender connection.

基站摆放方式：

How to place base stations:

每台基站都会有一个固定的编号。如下图所示，按照顺时针方向，尽量摆成矩形，推荐边长在 2.5 米到 25 米之间，基站的安装高度建议在 1.5 米。

Each station has one fixed number. Place base stations into a rectangle shape clockwise as much as possible. The recommended length of side is 2.5m-20m. Recommended installation height of base stations is 1.5m.

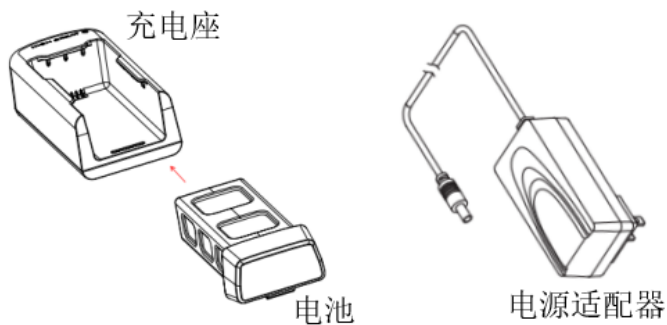


充电器使用

How to use charger

充电相关部件：充电底座、电池、适配器，如下图：

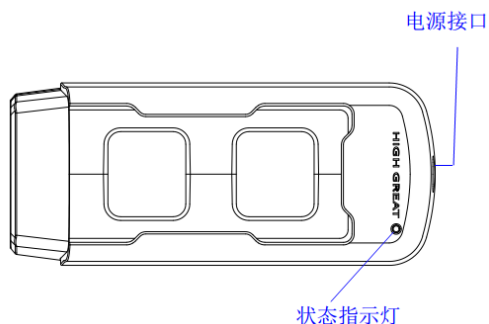
Related components: Charging base, battery, and adapter, as shown below:



充电座	Charging base
电池	Battery
电源适配器	Power adapter

充电座上带有充电状态指示灯，位置如下图所示，如充电状态指示灯变为绿色常亮，则表示充电完成，请断开电源，取下电池。

The charging base is equipped with a charging status indicator (The position is as shown in the figure below). If the charging status indicator turns solid green, it indicates that the charging is finished. Please disconnect the power and remove the battery.



电源接口	Power port
状态指示灯	Status indicator



※建议使用高巨创新 FYLO 专用充电设备对电池进行充电，如果使用非高巨创新 FYLO 专用充电设备进行充电而引起的一切后果，须由用户承担。

※ It is recommended to use HIGH GREAT FYLO charging device to charge the battery. The user shall be liable for any consequences caused if a third-party charger is used.

※电池过热可能影响基站性能，勿在高温环境下（40°C 以上）使用。

※ Overheating battery may affect the base station performance. Do not use the battery in high-temperature environment (>40°C).

※如果电池在使用、充电或存放期间出现泄漏、发出异味、自行发热、变形（含鼓包）、变色或任何其他异常现象，请立即取出电池并停止使用。

※ In the case of any leakage, abnormal smell, self-heating, deformation (including swollen), color change or other abnormalities during the usage, charging or storage of the battery, please immediately remove the battery and stop usage.

※禁止在低温环境下（0°C 以下）使用电池，否则可能对电池产生不可逆的损害。

※ It is prohibited to use the battery in low-temperature (below 0°C) environment, which may cause irreversible damage.

※禁止拆解、刺穿、撞击、挤压或投入火中。

※ It is prohibited to disassemble, pierce, strike, or squeeze the battery. Never put the battery into fire.

※电池浸水后禁止用错误型号电池更换会有爆炸危险,务必按照说明处置用完的电池

※ If water damage caused to the battery, it is prohibited to replace it with a wrong model, which may cause explosion. Be sure to dispose of the exhausted battery based on instructions.

免责条款

Exceptions

使用本产品时，因下列原因造成直接或间接人身伤害、财产损失等，高巨创新不承担赔偿责任与法律责任。

In case of direct or indirect personal injury or property loss caused by the following reasons during the use of this product, High Great should not be liable for compensation and legal responsibility.

1. 未仔细阅读使用说明书以及高巨创新官方公布在官网的信息。及未按其中说明进行的一切安装和操作。

1. Users fail to read the instruction manual and the information published by High Great on its official website, and also fail to complete all installations and operations according to this information.

2. 操作者在饮酒、吸毒、药物麻醉、头晕、乏力、恶心、等身体状况不佳或精神状况不佳的情况下操作。

2. Users operate the drone under poor physical or mental conditions such as drinking, drug use, drug anesthesia, dizziness, fatigue, nausea, etc.

3. 因事故发生而引起的任何有关精神损害的赔偿。

3. Any compensation for spiritual arising from accidents.

4. 不当的维护，擅自拆卸、维修、改装或更换非高巨创新的原装配件。

4. Improper maintenance, disassembly, repair, modification or replacement with non-High Great original accessories.

5. 电池因使用不当导致的损害，或因接触尖锐物品或受巨大外力导致无法正常工作。

5. The battery is damaged due to improper use, or the drone cannot work properly due to contact with sharp objects or excessive external force.

6. 因用户操作不当导致的机器受损。

6. The drone is damaged due to improper operation.

7. 操作者未遵守当地的法律法规。

7. Users fail to comply with local laws and regulations.

警告

Warning

1. 本产品符合 FCC 中第 15 部分对 B 类数字产品的规定要求，包括两个方面：（1）本产品不会产生有害干扰，（2）且本产品能够承受可能会导致产品异常工作的有害干扰。同时，本产品符合 1999/5/EC 中规定的基本要求以及其它一些相关指令要求。严禁未经许可修改或变更本产品，以免其工作时产生有害干扰。未经许可修改或变更导致的任何问题，制造商不负有责任。

1. This product complies with the requirements of Part 15 in FCC for Class B digital products, involving two aspects: (1) This product will not cause harmful interference, and (2) this product can withstand the harmful interference that may cause abnormal operation. In addition, this product also meets the basic requirements specified in 1999/5/EC and other relevant directives. It is strictly forbidden to modify or change this product without permission, so as to avoid harmful interference to drone operation. The manufacturer is not liable for any problem caused by modifications or changes of this product without permission.

2. 确保使用高巨创新提供的专用电池和充电设备，否则会有爆炸危险。同时，请按照指令正确处理使用过的电池。设备的 Type-C 接口只能与数据通信接口相连，禁止将其接入电源。

2. Ensure to use the dedicated battery and charging device provided by High Great, or otherwise a risk of explosion exists. In addition, users should also follow the instructions to properly dispose of used batteries. The Type-C interface of the product is forbidden to be connected to any power supply, but can only be connected to the data communication interface.

3. 使用后的电池可能温度较高，立即接触可能造成烫伤，请勿马上直接接触。未按说明使用造成的烫伤、刮伤等，高巨创新不承担任何责任。

3. Batteries after use may have a higher temperature, and immediate contact with them may cause burns, so users cannot touch them directly. If users suffer burns, scratches, etc. as they fail to use drones according to instructions, High Great should not be held responsible.

- 将本产品用于任何不良或违法用途，如用于未经授权的侦查与调查、间谍、军事活动等。

- The product is used for any improper or illegal purposes, such as for unauthorized investigations, espionage, military activities, etc.

- 违反产品使用地区的任何法律、行政法规以及公序良俗。

- Activities violating any laws, administrative regulations, and public order and good practices in the areas in which the product is used.

本产品及手册的知识产权归高巨创新所有，未经书面许可，任何机构或个人不得以任何形式复制、翻版或发布。如有引用或刊发，须注明出处，且不得对使用手册进行有悖原意的引用、删节或修改。

The intellectual property rights of this product and the Manual are owned by High Great. No organization or individual may copy, reproduce or distribute this product and the Manual in any form without written permission. References or publications of any information contained in the Manual must indicate the sources, and the Manual should not be used for reference, abridgement or modification.

Changes or modifications not expressly approved by the party responsible for compliance could void the user's authority to operate the equipment

Note: This equipment has been tested and found to comply with the limits for a Class B digital device, pursuant to part 15 of the FCC Rules. These limits are designed to provide reasonable protection against harmful interference in a residential installation. This equipment generates, uses and can radiate radio frequency energy and, if not installed and used in accordance with the instructions, may cause harmful interference to radio communications. However, there is no guarantee that interference will not occur in a particular installation. If this equipment does cause harmful interference to radio or television reception, which can be determined by turning the equipment off and on, the user is encouraged to try to correct the interference by one or more of the following measures:

- Reorient or relocate the receiving antenna.
- Increase the separation between the equipment and receiver.
- Connect the equipment into an outlet on a circuit different from that to which the receiver is connected.
- Consult the dealer or an experienced radio/TV technician for help.

Manufacturer: Shenzhen HighGreat Innovation Technology Development Co., Ltd.

制造商：深圳市高巨创新科技开发有限公司

Adress: 2/F, Building 6, Yuanlingzi Industrial Zone, Hengping Road, Yuanshan Street, Longgang District, Shenzhen

地址：深圳市龙岗区园山街道横坪公路园岭仔工业区 6 栋 2 楼